





Main Basic Project Guiding Checklist


 Seesaw

– Click on the Seesaw app. Scan the QR code  to start the app. To begin your work, click on the cross  inside a green circle, click on the camera image to take pictures, click on the microphone to record your voice, click on the green check mark sign to save your work. Look for your name and click on the green check mark again to save your work. 



- ChatterPix – Click on the app to start, take a picture, draw a mouth with a line, click on the image of a microphone to start recording. Click  to start editing the image with FILTER, STICKER, FRAME, OR TEXT. Click  again, then click on the IMAGE WITH A CELL PHONE with an arrow pointing down in the middle to save and export your work to the camera. Remember to save your work.



- Puppet Pals 2 – Click on the app to start. Then click play, then choose the location the actors, the car, music, and when ready to record, click on the red  circle on the top right. Move the actors while recording your voice. Remember to save your work.